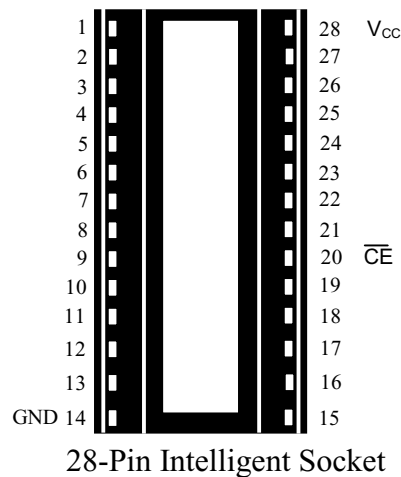


FEATURES

- Accepts standard 32K x 8 CMOS static RAMs
- Embedded lithium energy cell retains RAM data
- Self-contained circuitry safeguards data
- Data retention time is greater than 10 years with the proper RAM selection
- Proven gas-tight socket contacts
- Operating temperature range 0°C to 70°C

PIN ASSIGNMENT



PIN DESCRIPTION

- | | |
|-----------------|---------------------------|
| \overline{CE} | – Conditioned Chip Enable |
| V_{CC} | – Switched V_{CC} |
| GND | – Ground |
- All pins pass through except 20 and 28.

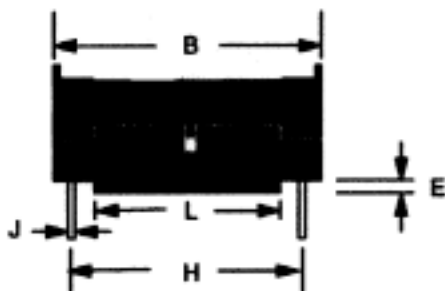
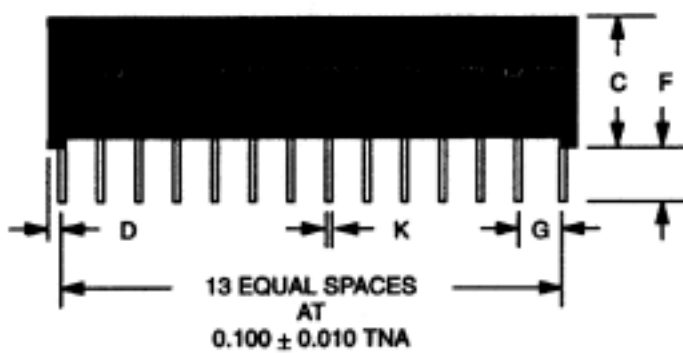
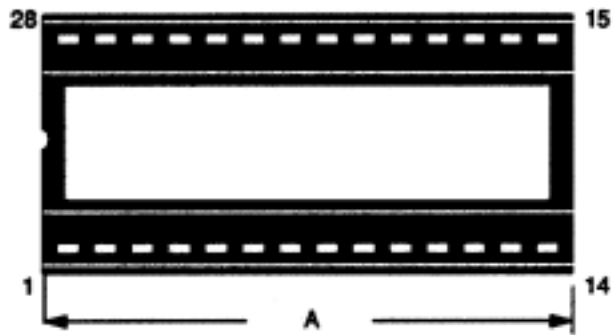
DESCRIPTION

The DS1213C SmartSocket is a 28-pin, 600 mil DIP socket with a built-in CMOS controller circuit and an embedded lithium energy source. It accepts a 32K x 8 JEDEC byte-wide CMOS static RAM. When the socket is mated with a CMOS RAM, it provides a complete solution to problems associated with memory volatility. The SmartSocket monitors incoming V_{CC} for an out-of-tolerance condition. When such a condition occurs, the internal lithium energy source is automatically switched on and write protection is unconditionally enabled to prevent data corruption.

Using the SmartSocket saves printed circuit board space since the SRAM/SmartSocket combination occupies no more area than the memory alone. The SmartSocket uses only Pins 20 and 28 for RAM control. All other pins are passed straight through.

See the DS1213B SmartSocket data sheet for technical details.

DS1213C INTELLIGENT SOCKET 28-PIN (FOR 600 MIL DIP)



| PKG | 28-PIN | |
|-------|--------|-------|
| DIM | MIN | MAX |
| A IN. | 1.380 | 1.420 |
| MM | 35.05 | 36.07 |
| B IN. | 0.690 | 0.720 |
| MM | 17.53 | 18.29 |
| C IN. | 0.420 | 0.470 |
| MM | 10.16 | 11.94 |
| D IN. | 0.035 | 0.065 |
| MM | 0.89 | 1.65 |
| E IN. | 0.055 | 0.075 |
| MM | 1.39 | 1.90 |
| F IN. | 0.120 | 0.160 |
| MM | 3.04 | 4.06 |
| G IN. | 0.090 | 0.110 |
| MM | 2.29 | 2.79 |
| H IN. | 0.590 | 0.630 |
| MM | 14.99 | 16.00 |
| J IN. | 0.008 | 0.012 |
| MM | 0.20 | 0.30 |
| K IN. | 0.015 | 0.021 |
| MM | 0.38 | 0.53 |
| L IN. | 0.380 | 0.420 |
| MM | 9.65 | 10.67 |